


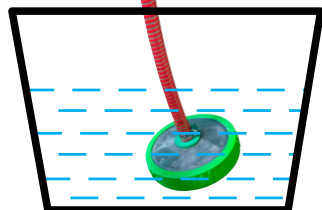
**注意：首次使用前，请将加油塞更换为呼吸塞！**  
**Before the first time, replace the fuel plug with a breathing plug.**




**01,接进水管**  
**water source**



**02,接收管器**  
**pipe collector**



**03,接水魔方**  
**connect kwun**



## 注意事项 / Attention:

1. 切勿湿手触摸电源。

Do not touch the power supply with wet hands.

2. 贮存及运输应防止电机的倾倒或倒置。

Storage and transportation should prevent the motor from tipping or inversion.

3. 使用时必须将加油塞更换为呼吸塞，否则使用时会存在由于泵内机油温度升高，导致压力增大而使热油膨胀爆出的危险。

When used, the refueling plug must be replaced with a breathing plug, otherwise there is a risk of explosion due to the increase in pressure caused by the temperature in the pump.

4. 始终在打开高压清洗机之前先打开供水，空转会损坏机器。

Always turn on the water supply before turning on the high pressure cleaner. Idling may damage the machine.

5. 高压清洗机必须使用15-40W合成机油。

The high pressure cleaner must use 15-40W synthetic oil.

6. 机器长期不用时，应拆下进水管和出水管，并将泵内的余水排尽后妥善放置。

When the machine is not used for a long time, remove the inlet and outlet pipe, and the pump should be properly placed after being drained.

7. 机器具有自动吸水功能，建议使用较洁净不含砂粒、流量不低于15.0L/min的静水，供水温度不能超过40℃。

The machine has the function of automatic water absorption. It is recommended to use clean water without sand, with a flow rate of no less than 15.0L/min, and the water temp should not exceed 40℃.

8. 凡属正常使用情况下由于产品本身质量问题引起的故障，自售出起三个月内，本公司将负责给予免费保修。

高压管与橡胶件等易损件不在保修范围。

The company will be responsible for free warranty in case of failure caused by quality problems of the product under normal use within three months from the date of sale. The high-pressure pipe and rubber parts and other vulnerable parts are not covered by warranty.